

Zehnder Forma Spa

Dual energy operation

Product data sheet

always the best climate



A pleasant heat and a relaxed look for your bathroom. The reason is its tube-on-tube construction. Generous wall clearance creates space for hanging large, fluffy towels. That is Zehnder Forma Spa. Available in almost any colour and finish from the Zehnder colour chart.

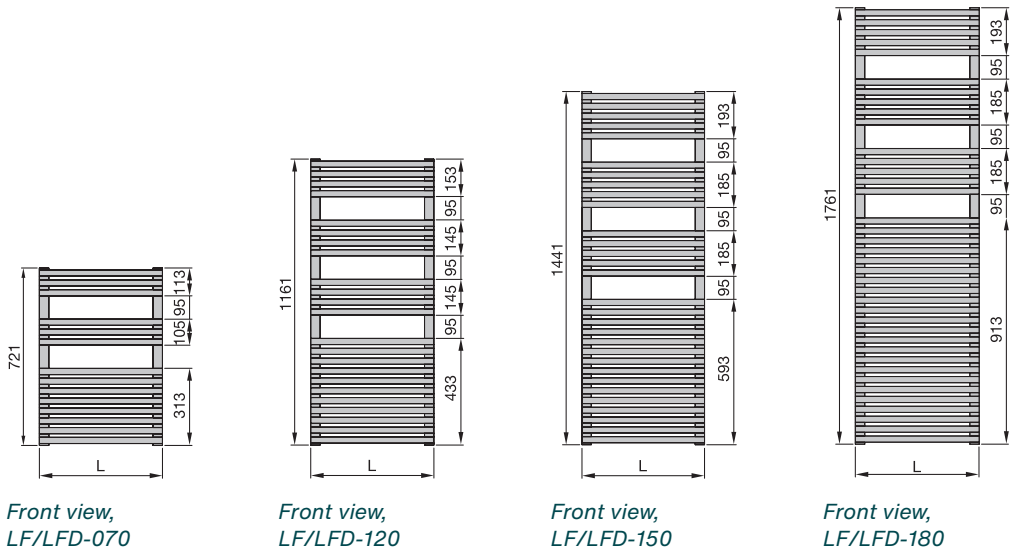
Special benefits for dual energy operation

- Dual energy operation possible without T-piece, enabling easy installation
- Dual energy operation provides warm towels and comfortable rooms all year round

Advantages

- Relaxed look through cross-connected tubes
- Available as single or double-layered versions, offering the right solution for different output requirements
- Generous spaces between tubes in the single-layer model convenient for hanging towels
- Brushed stainless steel version ensures resistance to corrosion
- Aesthetically pleasing design due to flat and discreetly integrated boost heater
- Comfort on demand due to adjustable boost heating

Model overview

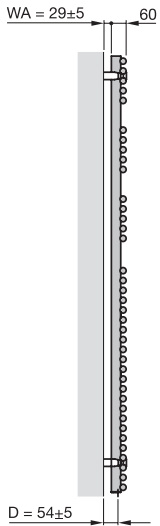


Front view, LF/LFD-070

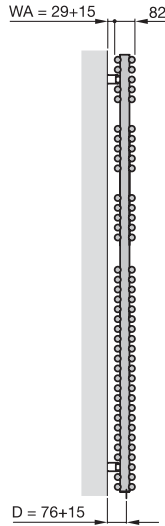
Front view, LF/LFD-120

Front view, LF/LFD-150

Front view, LF/LFD-180



Side view, LF



Side view, LFD

Painted version

Model	H mm	L mm	Heat output			Power electric heating element Watts
			75/65/20 °C Watts	70/55/20 °C Watts	55/45/20 °C Watts	
LFM-070-050/GF	721	496	378	309	201	300
LFM-120-050/GF	1161	496	612	500	325	600
LFM-150-050/GF	1441	496	796	651	422	600
LFM-180-050/GF	1761	496	973	795	516	900
LFM-070-050/GD	721	496	378	309	201	300
LFM-120-050/GD	1161	496	612	500	325	600
LFM-150-050/GD	1441	496	796	651	422	600
LFM-180-050/GD	1761	496	973	795	516	900

H = height, L = length
75/65/20 = Nominal heat output according to EN 442

